



Activities
Communication &
Participation
for all!



Welcome!

All of us, we want to make decisions about our life, decide what we want to do and who we want to be. It is characteristic of human beings to have the will to participate in society, to contribute their grain of sand and share their experiences.

Some people need some assistive devices in order to develop their participation.

We should find a way to be able to provide the support and the enriched environments where they can develop activities suited to their interests and abilities.

Thanks to this desire and the suitable materials, people we work with and accompany, may be able to do meaningful activities for learning. They feel more confident about their possibilities to modify and adapt their environment, find new situations to enhance communication, participation and autonomy in each context.

In this spirit we present these activities for professionals, family and friends of people with goals.

We count on your participation!

Index

The interview	7
Dance with me	8
Introducing my pet	9
Learning how to drive	10
Slalom.....	11
State of matter	12
Facial Expressions.....	13
Photo- bingo	14
Sweet or not?.....	15
Like statues.....	16
Blowing at birthday candles.....	17
The Hurricane	18
Hot and cold.....	19
The hidden treasure	20
Reading stories	21
Simon Says	22
Traffic light.....	23
Travelling diary	24
Fall has arrived	25
A cup of hot chocolate	26
Good memories!.....	27
It's showtime!.....	28
The colors and bubble tube.....	29
What are we eating today?	30
Choose the different.....	31
Bowling	32
Photo-call	33
Blues' singer	34
Where's Waldo?.....	35
Popcorn Store.....	36
The play.....	37
Special effects	38
Responsible of Photography.....	39
Making the menu.	40

Doing the shopping.....	41
Floats or sinks	42
Watering the plants	43
Ready, set ... Go!.....	44
Today I'm the teacher!.....	45
Welcoming	46
We are artists.....	47
Delicious' smoothie.....	48
Hair-drying little sister	49
Assigning homework	50
Musical chairs.....	51
This is not.....	52
Twister	53
Feeding the fish	54
Steal the bacon	55
My recipe for orange juice	56
The ludo	57
True or false	58
My first scanning.....	59
Chatting class.....	60
Helping parents to vacuum	61
Which specie is this?	62
Find the red ones.....	63
The magic lamps	64
Chinese Shadows.....	65
The race.....	66
Tourist guide.....	67
Let's cook!.....	68



The interview

LABELS

Communication
Fun
Group activities

DIFFICULTY

Medium

MATERIALS

Smooth talker communicator
Switch adapted camera
Switch

DESCRIPTION

This activity can be done at school or for leisure. It will require the collaboration of two people who conduct an interview with a character i.e.: a teacher, a soccer player team, Santa Claus or the baker. The questions will be asked with the smooth talker and the moment saved forever with the switch adapted camera.

MORE IDEAS

A MS Powerpoint ® presentation can be done about the interview and include pictures. The slides can be passed with a switch.





Dance with me

LABELS

Fun
Group activities

DIFFICULTY

Low

MATERIALS

Smooth Talker Communicator

DESCRIPTION

Record a song on the Smooth Talker Communicator. Teacher waits until the student turns the music on and then they dance together.

MORE IDEAS

With the camera in video mode, the dance can be recorded.
See also **MUSICAL CHAIRS**





Introducing my pet

LABELS

Communication
Fun

DIFFICULTY

Low

MATERIALS

Smooth Talker communicator
Switch Adapted toy (animal or similar)

DESCRIPTION

Present a toy to a friend or a teacher. Record a message in different steps. Record the different messages in the communicator. On the last one, record also the order to activate and turn on the toy.

Example:

1. You know Dino?
2. Careful, don't panic
3. Here we go! (Toy is activated) etc.

Thus we can introduce communication in cause and effect activities.





Learning how to drive

LABELS

Fun
Group activities

DIFFICULTY

Medium

MATERIALS


Switch Adapted RC car
BJ ToyBox

DESCRIPTION

Control up to four directions of a 4x4 RC from a computer with the BJ ToyBox.

MORE IDEAS

It is an interesting activity to learn the concepts of front / rear and left / right.





Slalom

LABELS

Curriculum
Fun
Group activities

DIFFICULTY

Medium

MATERIALS

Switch Adapted RC car
2 Switches
Cones, rings and / or plastic bricks

DESCRIPTION

Activity to be performed during gym class. Place the cones, hoops and bricks to form a slalom. Some students can do it by foot, others with a motorized chair and other students will complete it with the switch adapted RC car.

MORE IDEAS

Give the start of the race to each participant with a Smooth Talker
See [READY, SET... GO!](#)





State of matter

LABELS

Curriculum
Activities of daily living

DIFFICULTY

Medium

MATERIALS

BJ Participation Box
Switch
Ice and kettle
Hair Dryer

DESCRIPTION

This activity helps us to teach the states of matter. Connect the hair dryer to melt the ice. When the ice melts put the resulting water in the kettle and turn it on with the Switch. The student will realise how matter goes from one state to another.

MORE IDEAS

Take pictures of each stage of the process, to make flashcards.





Facial Expressions

LABELS

Communication
Fun

DIFFICULTY

Low

MATERIALS

Switch adapted camera
Switch

DESCRIPTION

Search images with different facial expressions to make flashcards. Select one card. Then each student should imitate the expression while another student takes a picture.

MORE IDEAS

Prepare an MS PowerPoint ® presentation with different expressions and pass-slides with a switch.






Photo-bingo

LABELS

Communication
Fun

DIFFICULTY

Medium

MATERIALS

Switch adapted camera
Switch
Smooth Talker communicator

DESCRIPTION

After taking photos of all the classmates with the switch adapted camera, prepare bingo cards with the pictures. Record all the names in the communicator, and then with the random option start the game.

MORE IDEAS

Use bottle caps as tokens to mark the names as they are called. They are easier to handle than ludo chips or similar.





Sweet or not?

LABELS

Curriculum
Fun
Group activities
Activities of daily living

DIFFICULTY

Medium

MATERIALS

Switch adapted RC car
Switch
Sweet, salty, bitter... food

DESCRIPTION

The student tries different foods and each time he / she detects a sweet food, he / she should drive the car to the "sweet" symbol that is placed on the floor.

MORE IDEAS

Student could use another favorite toy instead of the car. This way the questions can be more motivating for children and can be used to learn different things.





Like statues

LABELS

Fun
Group activities

DIFFICULTY

Low

MATERIALS

BJ Participation Box
Switch
Stereo

DESCRIPTION

The game consists of moving while the radio is on. Freeze completely when the peer responsible for it, turns the radio off with the switch.

MORE IDEAS

We can use the Smooth Talker to say, "I got you, you moved."





Blowing at birthday candles.

LABELS

Communication
Fun
Group activities
Activities of daily living

DIFFICULTY

Low

MATERIALS

Hairdryer
BJ Participation Box
Switch

DESCRIPTION

The great moment of blowing out the candles arrived but not all children can blow. To blow out the candles we can use a hair dryer, powered with a Switch through a BJ Participation Box.

MORE IDEAS

Use a Smooth Talker to sing happy birthday and with a Switch adapted camera capture the moment.





The Hurricane

LABELS

Communication
Fun
Group activities
Activities of daily living

DIFFICULTY

Medium

MATERIALS

Computer
BJ ToyBox
BJ Participation Box
Fan
USB Switch Interface 2
Switch


DESCRIPTION

Create a simple story about a hurricane on MS PowerPoint®. On some slides of the presentation include a command to activate the BJ ToyBox. One of the outputs of the BJ Toybox is to the BJ Participation Box which activates the fan.

The child can scroll through the slides with the switches connected through the USB Switch Interface 2

MORE IDEAS

Choose other subject and create more stories
i.e. summer, the wind, the haunted castle...





Hot and cold

LABELS

Curriculum
Fun
Group activities
Activities of daily living

DIFFICULTY

Low

MATERIALS


Computer
BJ ToyBox
2 BJ Participation Box
Fan
Heater

DESCRIPTION

With the application of BJ ToyBox prepare a template with 2 grids, one for cold and one for hot. Each box will activate one of the BJ Participation Box, one of them connected to the fan and the other to the heater. This way when the child clicks on the corresponding grid, he / she receive the associated stimulus. Optionally, the child can click by scanning, using a switch and USB Switch Interface 2. Also show different photos and ask whether these places are cold or hot.

MORE IDEAS

To learn more about temperature changes, we can do the activity **STATE OF MATTER**





The hidden treasure

LABELS

Communication
Fun
Group activities

DIFFICULTY

Medium

MATERIALS

Smooth Talker communicator
BJ Participation Box
Switch
A "treasure"
A CD radio

DESCRIPTION

Hide a treasure somewhere in the building .Record some clues on the communicator, and the group listens to the clues in "collaborative" mode. The last clue leads to a switch connected to a BJ Participation Box. When the switch is activated, a lamp turns on and illuminates the treasure that can be sweets or another prize.

MORE IDEAS

We can dress up as pirates, to dramatize the session and make the activity more attractive.





Reading stories

LABELS

Curriculum
Communication
Literacy

DIFFICULTY

Low

MATERIALS

Smooth Talker Communicator

DESCRIPTION

Record the text of each page of the story in the communicator. Listen to a page each time you push the switch while someone helps turning the pages.





Simon Says

LABELS

Fun
Group activities
Communication

DIFFICULTY

Low

MATERIALS

Smooth Talker Communicator

DESCRIPTION

A child is Simon and says the actions with the Smooth Talker communicator in random mode in which the orders have been previously recorded. The rest must do what Simon says. The magic words are "Simon Says", if Simon says "Simon says jump", players must jump or they will be disqualified. If Simon just says "jump", participants must not jump or will be disqualified as well.





Traffic light

LABELS

Curriculum
Fun
Group activities
Activities of daily living

DIFFICULTY

High

MATERIALS

Switch adapted RC car
2 Switches
BJ ToyBox
2 Lamps
2 Filters (red and green)
2 BJ Participation Box

DESCRIPTION

Prepare a simple racetrack (i.e.: just a circle around the cabinet). Prepare also the lamps with the red and green filters. A student drives the 4x4 with two switches on the racetrack. Use the lamps with the red and green filter as traffic lights. Both will be controlled with the BJ ToyBox. The student who drives must be aware of the traffic lights, and stop or continue depending on color.

MORE IDEAS

Seize this activity to introduce other traffic signs.





Travelling diary

LABELS

Curriculum
Communication
Literacy
Activities of daily living

DIFFICULTY

Medium

MATERIALS

Switch adapted camera
Switch
Smooth Talker communicator

DESCRIPTION

At school or in the center, record a summary of the day in the communicator, explaining the highlights. Additionally, take pictures with the switch adapted camera. With a little help from family, user can remember what happened in the center, and have many things to talk about.





Autumn has arrived

LABELS

Curriculum
Fun
Group activities
Activities of daily living

DIFFICULTY

Low

MATERIALS

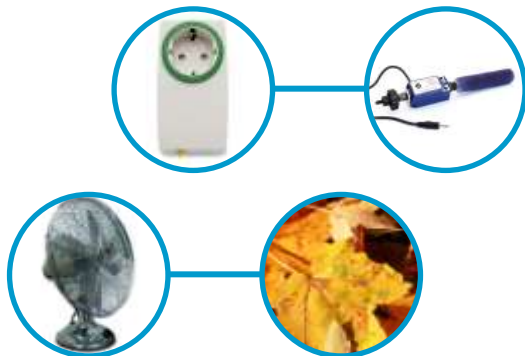
BJ Participation Box
Switch
Fan
Dried leaves

DESCRIPTION

Collect different leaves from the garden or patio. Put them on a table in front of the fan. After explaining why leaves fall in autumn, we experience the feeling of wind, when one of the students turns on the fan with the Switch.

MORE IDEAS

View the activity [THE HURRICANE](#).





A cup of hot chocolate

LABELS

Curriculum
Fun
Group activities
Activities of daily living

DIFFICULTY

Medium

MATERIALS

BJ Participation Box
Switch
Blender
Electric kettle
Milk
Chocolate powder
Cups, spoons, straws, napkinsand buns for dipping!

DESCRIPTION

Put milk in the kettle. One student will be responsible for turning it on with the switch. When milk is hot, carefully pour it in the blender, and add the amount of chocolate powder required. Another student, turn on the blender with the Switch and the BJ Participation Box. The chocolate is ready in minutes. Serve and drink it hot.

MORE IDEAS

With the Smooth Talker, record each step of the activity and a student will be responsible to indicate step by step what needs to be done. It is also interesting to do the shopping and buy all the ingredients that we need. See activity **DOING THE SHOPPING**.





Good memories!

LABELS

Communication
Fun
Group activities
Activities of daily living

DIFFICULTY

Low

MATERIALS

Smooth Talker communicator
Switch
USB adapter for two Switches
Computer
Projector

DESCRIPTION

Look for pictures of moments that have been shared in a group and that you have stored on your computer. For example prom party, vacations, birthday parties.... One student is responsible for announcing, with the Smooth Talker, the place and time where the "slide show" will be presented, and another student will be responsible for the presentation passing each photo with a Switch.

MORE IDEAS

Describe each picture with The Smooth Talker.





It's showtime!

LABELS

Communication
Fun
Group activities

DIFFICULTY

Low

MATERIALS

Smooth Talker communicator
Switch
BJ Participation Box
Stereo

DESCRIPTION

At Christmas, end of the school year, carnival, local festivals.... There's always an excuse for a party, dance, theater performance, etc.... The student, who manages the Smooth Talker, may be responsible for presenting the event to the public, with phrases recorded as: "Ladies and gentlemen", "Come to see the wonderful show", "Today we have the collaboration of the artist ...", "The name of the play is...." In short, mark the acts of the show. Another student will be responsible to turn on and off the music and to play the corresponding track for each act with a Switch

MORE IDEAS

Prepare the texts with symbols, to help understanding visually.





The colors and bubble tube

LABELS

Fun
Curriculum

DIFFICULTY

Medium

MATERIALS


BJ ToyBox
Interactive Bubble Tube

DESCRIPTION

Use a laptop with the BJ ToyBox and a bubble tube with switch entries, from a sensory room. Prepare a template for BJ Toybox with the four basic colors and control the tube directly from the computer.

MORE IDEAS

Access to BJ ToyBox can be by scanning, eyegaze, touchscreen or any other access method.





What are we eating today?

LABELS

Communication
Fun
Group activities

DIFFICULTY

Low

MATERIALS

Smooth Talker communicator

DESCRIPTION

Record the daily menu in different messages in the Smooth Talker communicator. Choose a student with communication needs. He / She will be responsible for explaining to his/her peers what they are eating today.

MORE IDEAS

The same approach can be used with other daily activities in which a communicator can anticipate what could happen.





Choose the different

LABELS

Fun
Curriculum
Group activities

DIFFICULTY

Medium

MATERIALS


BJ ToyBox
Switch adapted toy

DESCRIPTION

Choose a switch adapted toy attractive to the user. Set up the toy to be activated through the BJ ToyBox software. In different MS PowerPoint ® slides make lists of objects where one is different. (i.e.: squares and round, greens and red, means of transport and a toothbrush). Set up the "different" from each list to activate the switch adapted toy meaning the answer is correct, and all the other images will do nothing.

MORE IDEAS

Use a second toy (a little more "unfriendly") stating that the answer is wrong.





Bowling

LABELS

Curriculum
Fun
Group activities

DIFFICULTY

Medium

MATERIALS

BJ Participation Box
Switch
Garden Leaf Blower
Plastic Bowling Set

DESCRIPTION

Use a Plastic Bowling Set with a light ball. To throw the ball we use the Garden Leaf Blower. The Garden Leaf Blower will be activated with the switch and the BJ Participation Box.

MORE IDEAS

This activity may be used to learn maths by counting bowling, etc... Activate the BJ Participation Box through the Smooth Talker communicator with a message that says "Here it goes!" or something similar.





Photo-call

LABELS

Communication
Fun
Group activities
Literacy

DIFFICULTY

Medium

MATERIALS


BJ Participation Box
Smooth Talker communicator
Switch
Switch adapted camera

DESCRIPTION

At a meeting of parents, or school visit, set up a small stage to create a photo-call. One user can be in charge of taking pictures, another with the Smooth Talker gives the orders "Smile", "Look up", etc... With the photos prepare a funny presentation of the event.

MORE IDEAS

In the next meeting, present the photos.





Blues' singer

LABELS

Communication
Fun
Group activities

DIFFICULTY

Low

MATERIALS

Smooth Talker communicator

DESCRIPTION

Let's have a concert. In the Smooth talker Communicator record a message like "Oh Yeah". One of the singers of the group can be a non-verbal user that activates his message in the communicator at the right time.

MORE IDEAS

Also a song can be recorded in "fragments" or different phrases and play them one by one.





Where's Waldo?

LABELS

Curriculum
Fun
Group activities

DIFFICULTY

Low

MATERIALS


BJ ToyBox
Switch Adapted toy

DESCRIPTION

Choose one of the favorites switch adapted toys of the user. With the BJ ToyBox software set up the activation of the toy. In a MS PowerPoint ®, paste images where an object is always present but is more or less hidden. When the object is found and clicked on, the toy is activated as reinforcement for the user.

MORE IDEAS

Objects can be smaller each time thus we prepare an activity to improve accuracy and precision using the mouse, eyegaze control, etc...





Popcorn Store

LABELS

Communication
Fun
Group activities
Activities of daily living
Curriculum

DIFFICULTY

Medium

MATERIALS

BJ Participation Box
Popcorn maker machine
Smooth Talker communicator
Switch

DESCRIPTION

Using the popcorn maker machine we can start up a popcorn store where different people are involved. The responsibility of making popcorn can be a student who activates the machine using the BJ Participation Box and a Switch.

MORE IDEAS

This activity can be done at home. The activity can be more interesting if the popcorn we make can be sold (with play money or real money) this way we can practice maths and get some funds!





The play

LABELS

Communication
Fun
Group activities
Literacy

DIFFICULTY

Medium

MATERIALS

BJ ToyBox
BJ Participation Box
USB Switch Interface 2
Smooth Talker communicator
Switch
Switch adapted camera

DESCRIPTION

A play is an excellent opportunity to participate, communicate, motivate and learn a lot of things. You can project images, text, use communication devices, control lights... Choose a good script and you will surely find a way for all the children to take part in the play.

MORE IDEAS

See activities [RESPONSIBLE OF PHOTOGRAPHY](#) and [SPECIAL EFFECTS](#)





Special effects

LABELS

Communication
Fun
Group activities

DIFFICULTY

Medium

MATERIALS

BJ ToyBox
BJ Participation Box (one for each small appliance)
Fan, CD radio, lamps...

DESCRIPTION

During a play or a show or any other event, a person may be responsible for activating four different devices to simulate the desired effect: wind, storm sounds, the arrival of an UFO with a bright light, etc...Set up with BJ ToyBox software a template with all of these activations.

MORE IDEAS

See activities: **TEST THE SCRIPT** and **THE PLAY**





Responsible of Photography

LABELS

Communication
Fun
Group activities
Activities of daily living

DIFFICULTY

Low

MATERIALS


Switch
Switch adapted camera

DESCRIPTION

Everyone has a responsibility in the group, and when it comes to catch forever important moments, the responsibility is even greater. Therefore, one person will be responsible for capturing the images that later will be included in the albums, magazines, blog... of the group

MORE IDEAS

View Activity [THE PLAY](#)





Making the menu.

LABELS

Curriculum
Communication
Literacy
Activities of daily living

DIFFICULTY

Low

MATERIALS

Smooth Talker communicator
Switch adapted camera
Switch

DESCRIPTION

Every morning it is important to know what's on the menu for the day. Prepare in advance a panel, with symbols and pictures of the first course, second and dessert included in the menu of the day. One student puts the food on the plate, another student takes the picture with the camera. Then, pictures can be put in a frame with the corresponding description. Record a sequence of messages in the communicator with all the courses of the menu of the day.

MORE IDEAS

View Activity [TRAVELLING DIARY](#)





Doing the shopping.

LABELS

Communication
Group activities
Literacy
Activities of daily living

DIFFICULTY

Low

MATERIALS

Smooth Talker communicator

DESCRIPTION

A funny way to learn new vocabulary is doing daily activities where everybody can participate, like going shopping. Almost every day we forget something that makes a shopping list a good way to remember everything. Record messages on the Smooth Talker so the child can use it and order him/herself the products at the shop. If we are in a supermarket to grab the products by ourselves, record the whole list and repeat it as many times as necessary. Don't forget anything!

MORE IDEAS

Choose a recipe and prepare the list corresponding to all the ingredients that need to be bought.

See activity **A CUP OF HOT CHOCOLATE**





Floats or sinks

LABELS

Curriculum
Fun
Group activities
Daily living activities

DIFFICULTY

Medium

MATERIALS

BJ ToyBox
BJ Participation Box
Lamp
Bucket of water

DESCRIPTION

The BJ Toybox will activate the BJ Participation Box, which in turn activates the lamp, when the answers are correct. Prepare with MS PowerPoint (R), a list of things that float and things that sink. Set up the things that float, to turn on the light. These will be the correct answers to question "does this float?" Subsequently, to confirm that these objects float, put them into the bucket of water to check.





Watering the plants

LABELS

Curriculum
Fun
Group activities
Activities of daily living

DIFFICULTY

High (Specific installation needed)

MATERIALS

BJ Participation Box
Switch
Solenoid valve
Hose

DESCRIPTION

Our garden needs daily attention: irrigate, fertilize, remove weeds.... Plug the BJ Participation Box to socket and connect the solenoid valve to the BJ Participation Box. Press the Switch connected to the BJ Participation Box and start watering the plants. Switch will turn the water on and off.

MORE IDEAS

If the activity is in summer, an "innocent hand" may be responsible for surprising and adult or peer by squirting them a little.....





Ready, set ... Go!

LABELS

Fun
Group activities

DIFFICULTY

Low

MATERIALS

Smooth Talker communicator
BJ Participation Box
Lamps and LED bulbs

DESCRIPTION

Organize a race where everybody can participate. When all runners are ready, record three different messages on the smooth talker communicator: "ready", "set" and "Go!". When the message "Go" is reproduced, set up the output of the communicator to activate the green light with the BJ Participation Box.

MORE IDEAS

Somebody is responsible of the **PHOTO SHOOT** and the photos from the **PHOTO-CALL**. And for sure an **INTERVIEW** should be done to winners.





Today I'm the teacher!

LABELS

Curriculum
Communication
Group activities
Literacy

DIFFICULTY

Low

MATERIALS

Smooth Talker communicator

DESCRIPTION

Record real teacher messages like: Get your notebooks, we are doing dictation, are you ready? Then record the text that will be dictated in different segments.

This activity allows the student using the communicator to be the teacher and dictate to his/her peers.

MORE IDEAS

You can also prepare some teachers' impersonations with some rehearsals before.





Welcoming

LABELS

Communication
Activities of daily living

DIFFICULTY

Low

MATERIALS

Smooth Talker communicator

DESCRIPTION

Record some welcoming phrases, like "Hi!", "Hello", "Welcome"... on the smooth talker communicator. .At school, at a party ... At any event where different people will be arriving any student (even the one with non-verbal communication) may welcome the guests.

MORE IDEAS

Use "random" option to avoid a repetitive sequence of messages.





We are artists

LABELS

Curriculum
Group activities
Literacy

DIFFICULTY

Medium

MATERIALS


USB Switch Interface 2
Switch
Switch adapted camera
BJ Participation Box

DESCRIPTION

Visit a museum or an art exhibition. Take some pictures with the switch adapted camera. Prepare slideshows about the works of art seen and the artist (i.e.: name of the work of art, who was the artist, where the artist lived...)

MORE IDEAS

A student can be responsible for drying the pieces of art done by his/her classmate with a hairdryer connected to a BJ Participation Box and activated with a switch.





Delicious' smoothie

LABELS

Curriculum
Fun
Group activities
Literacy
Activities of daily living

DIFFICULTY

Medium

MATERIALS

BJ Participation Box
Smooth Talker communicator
Switch
Switch adapted camera
Blender
Savory and delicious ingredients

DESCRIPTION

This activity may be done in group. Create a board with symbols to explain the recipe and all the ingredients. Someone can tell the steps of the recipe with the Smooth Talker communicator, someone else can cut the fruits; another student can open the milk box...Connect the blender to a BJ Participation Box and the switch to another BJ Participation Box so it can be activated with the switch. With the switch adapted camera you can take pictures of the process.

MORE IDEAS

Invite other peers to have a smoothie and explain how we made it





Hair-drying little sister

LABELS

Group activities
Activities of daily living

DIFFICULTY

Low

MATERIALS

BJ Participation Box
Switch
Hair Dryer

DESCRIPTION

Little sister just gets out of the shower and her hair is completely soaked. We need to dry it! While one of the parents holds the hairdryer, the big brother with the switch and the BJ Participation Box activates the hairdryer.

MORE IDEAS

Use timed mode for an easier use.





Assigning homework

LABELS

Communication
Fun
Group activities
Activities of daily living

DIFFICULTY

Low

MATERIALS

Smooth Talker communicator
Switch
Switch adapted camera

DESCRIPTION

Take pictures of all the members of the family with the switch adapted camera. Prepare a board visible to everybody, assigning the tasks that each person should do. Tasks can be assigned with the "random" mode of the Smooth Talker Communicator.





Musical chairs

LABELS

Fun
Group activities

DIFFICULTY

Low

MATERIALS

USB Switch Interface 2
Switch


DESCRIPTION

Let's play "Musical chairs".

Place the chairs in a circle. Note that you need one chair less than kids playing. While the music plays, kids run around the chairs. Music will be turned on and off with a switch by one of the participants. Set up a USB Switch interface as a mouse click. Run a music player software. Place the cursor over the play button .Press the switch once to turn the music on and once again to turn it off.

MORE IDEAS

Record the names of the participants in the communicator Smooth Talker and with the auditory scanning mode look for the name of the child that was last out. If you do not have a computer in your classroom, use a Radio-CD as suggested in the activity **AS STATUES**.





This is not...

LABELS

Communication

DIFFICULTY

Low

MATERIALS

Smooth Talker communicator

DESCRIPTION

The adult takes an everyday object, such as a toothbrush and begins with the game: "This is not a toothbrush". In the smooth talker communicator the child will have different and creative proposals like: "This is not a toothbrush ... it is a microphone "and the adult should sing and act as toothbrush is a microphone. Or "This is not a toothbrush ... it is a brush " and so on. Then comes the child turn.





Twister

LABELS

Curriculum
Communication
Fun
Group activities

DIFFICULTY

Medium

MATERIALS


BJ ToyBox
2 Communicator Smooth Talker

DESCRIPTION

A student, even with little mobility, may be the main protagonist of the game "Twister". The student will be responsible for giving the twister's orders. Using two Smooth Talker communicators on random mode: one to choose the body parts (i.e.: right hand, left foot, etc...) and with the other one the corresponding color. If the user's mobility does not allow use of two switches it can be done with a BJ ToyBox with scanning or with eyegaze control.

MORE IDEAS

Also a good activity to learn colors and body parts





Feeding the fish

LABELS

Curriculum
Fun
Group activities
Activities of daily living

DIFFICULTY

Low

MATERIALS

Switch
Adapted toy
Plastic capsule that goes inside of a Kinder Egg

DESCRIPTION

Fish are hungry!! Put fish food on the plastic container of the "Kinder surprise" or something similar. Place the container on the edge of the aquarium's top so with a light touch it falls inside. The little push can be done with a switch adapted toy (i.e.: a car, a small animal...) by pressing the switch.

MORE IDEAS

This activity can be combined with others activities: taking pictures of our fish, cards to learn more about the sea world...





Steal the bacon

LABELS

Fun
Group activities

DIFFICULTY

Medium

MATERIALS

BJ ToyBox
2 BJ Participation Box
2 lamps
Color filters
Smooth Talker communicator

DESCRIPTION

Who wants to be the judge of the "Steal the bacon" game? Being a good judge means saying a number randomly (with the Smooth Talker Communicator), indicate the winning team with the lamps connected to BJ Participation Boxes, the red one (the lamp with the LED bulb in red) or the blue one (the lamp with the LED bulb in blue) .Select the device you want to activate with the BJ ToyBox and a grid done with three cells (one for each device).

MORE IDEAS

BJ Toybox can be activated with any access method to PC.





My recipe for orange juice

LABELS

Communication
Fun
Group activities
Literacy
Activities of daily living

DIFFICULTY

Medium

MATERIALS

BJ Participation Box
Switch
Switch adapted camera
Oranges and a knife
BJ ToyBox
A Juicer and a glass

DESCRIPTION

Share your favorite recipes with everybody. You need a software to write the recipe and also pictures to show the process. The switch adapted camera will be perfect for this! Someone, with no special needs, cuts the oranges and helps to prepare everything, connecting the juicer to the BJ Participation Box. Juicer will be activated when the switch is pressed. Control all the devices with BJ ToyBox and the best access method for you.

MORE IDEAS

Upload your recipe to the Internet or create a MS PowerPoint® to explain it to your friends.





The Ludo

LABELS

Fun
Group activities

DIFFICULTY

Low

MATERIALS

Smooth Talker communicator

DESCRIPTION

Play Ludo is not easy for everybody but you can organize a game where everybody can participate. Any child with disability can "roll the dice" with the smooth talker communicator. Record six different messages with numbers from 1 to 6 in the communicator and put it on random mode.

MORE IDEAS

Use a second Smooth Talker communicator with auditory scanning to indicate the piece that should be moved.





True or false

LABELS

Curriculum
Communication
Literacy

DIFFICULTY

Medium

MATERIALS

BJ ToyBox
BJ Participation Box
Fan with colorful ribbons

DESCRIPTION

Set up the BJ ToyBox to turn the fan on/off through the BJ Participation Box. Use the external command to activate it from the MS PowerPoint ©. Create true-false questions. All the correct answers will activate the fan and the colored ribbons will fly; creating a very attractive effect that can be used as a positive reinforcement.

MORE IDEAS

Replace the fan by another electrical appliance or by a switch adapted toy.





My first scanning

LABELS

Curriculum
Communication
Fun
Group activities
Literacy
Activities of daily living

DIFFICULTY

Low

MATERIALS

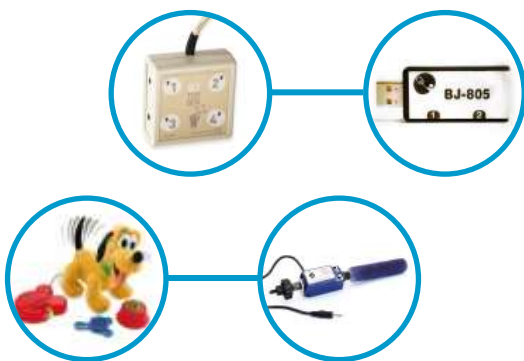
BJ ToyBox
USB Switch Interface 2
Adapted toy
Switch

DESCRIPTION

Learning how to use scanning for some people is really important. A fun and interesting way to learn is through a switch adapted toy and BJ ToyBox. Connect a toy, attractive to the user, and set up a template on the BJ Toybox Software with several boxes. The toy only will be activated when user selects the correct box.

MORE IDEAS

Use different numbers of grids, scanning times and scanning with one or two switches.





Chatting class

LABELS

Communication
Fun

DIFFICULTY

Low

MATERIALS

Smooth Talker communicator
Switch

DESCRIPTION

One interesting feature of the Smooth Talker communicator is the dialog mode. This mode allows to manage and teach conversational turns. Simulate different situations of "chatting" between the user and an adult. Record both parts of the conversation and create funny situations.

MORE IDEAS

Use this activity within the activity **THE PLAY**





Helping parents to vacuum

LABELS

Group activities
Activities of daily living

DIFFICULTY

Low

MATERIALS

BJ Participation Box
Switch
Vacuum

DESCRIPTION

Everyone should help out around the house. Vacuum, a daily activity may be a good inclusive activity that allows everybody to participate. While one of the parents vacuum the house, the child can be responsible for turning the vacuum on and off. The house will be very clean!

MORE IDEAS

If the user is in a wheelchair and is autonomous, attach the vacuum to the chair, and assign him/her the entire task. See how to do it in the activity [ASSIGNING HOMEWORK](#).





Which specie is this?

LABELS

Curriculum
Communication
Fun
Literacy

DIFFICULTY

Medium

MATERIALS

Communicate In Print or another symbols software.
Switch
Switch adapted camera

DESCRIPTION

In school or at home, organize a visit to the zoo or another place where we can do an interesting photo shoot of animals. With the switch adapted camera take many interesting photos of all animals. After, print the pictures and with the Communicate in Print or the software of your choice, create cards with the symbol of the 5 species. Classify the different photos while learning the animals' science classification.

MORE IDEAS

If a visit can't be arranged, find the pictures on Internet.





Find the red ones

LABELS

Curriculum
Fun

DIFFICULTY

Medium

MATERIALS


BJ ToyBox
Switch Adapted toy

DESCRIPTION

Use MS PowerPoint ® and BJ ToyBox connected to a switch adapted toy attractive to the user and use it as positive reinforcement. Create a MS PowerPoint (R) with slides showing things of different colors. On each slide give an instruction such as "Find the red one". Set up the MS PowerPoint (R) to activate the toy only with the right images.

MORE IDEAS

Use it to find "living things", "square things," "things that begins with the letter P", or any other assignment of the curriculum we want to work with.





The magic lamps

LABELS

Curriculum
Communication

DIFFICULTY

Medium

MATERIALS

Computer
BJ ToyBox
2 BJ Participation Box
2 lamps

DESCRIPTION

Activity to work on a dark room/ dark environment. Use BJ ToyBox to control both lamps with the BJ Participation Box. Create a template with the BJ Toybox Software with two cells. Each one with a symbol and configured to turn on one of the lamps. While the room is dark, place an object under each lamp. When the user chooses one of the symbols on the template, the secret object will be "illuminated" and discovered.

MORE IDEAS

This activity can be done with food or things that can be given to the users after discovered.





Chinese shadows

LABELS

Fun
Group activities
Activities of daily living

DIFFICULTY

Medium-high

MATERIALS


BJ ToyBox
BJ Participation Box
Lamp
Cat toy switch adapted
Dinosaur toy switch adapted

DESCRIPTION

A person with disabilities may participate in a Chinese shadow play, his/her characters may be switch adapted toys that can be controlled with BJ ToyBox. Connect the lamp to BJ Participation Box, so it can be controlled with a switch by the actor with special needs. To introduce or change characters in the play, ask the switch user to turn off the light. There's a lot of toys that can be used.

MORE IDEAS

The story teller can be a user of the Smooth Talker communicator. Increase the possibilities using 2 lamps.





The race

LABELS

Curriculum
Fun
Group activities

DIFFICULTY

Medium

MATERIALS

2 BJ ToyBox
2 RC car
A finish line

DESCRIPTION

Activity which aims to exercise mobility and attention. Each child will have a BJ ToyBox controlling an RC car. Create a MS PowerPoint® with the image of the car. On each slide place the picture on a different part of the screen. When user clicks on the image, the car advances a little bit. On the next slide the image will appear in another part of the screen. We can create a "finish line" with plastic bottles or something easy to knock down and noisy. Let's see who wins!

MORE IDEAS

Activity can be done in cooperative mode with a single car and alternating to users. You can also take some pictures with the switch adapted camera.





Tourist guide

LABELS

Communication
Fun
Group activities
Literacy
Activities of daily living

DIFFICULTY

Low

MATERIALS

Smooth Talker communicator
Switch

DESCRIPTION

We are going on an outing! Prepare the Smooth talker communicator with information related with monuments, main streets, bridges... that may be seen during the bus trip to the place that will be visited. Student with non-verbal communication will be responsible for explaining to his/her peers what they are seeing. Pay attention! Each message should be given at the appropriate moment, just when the bus is crossing in front of the corresponding building, street, bridge...

MORE IDEAS

Prepare the same activity for the place that will be visited, or prepare an interview for the guide or monitor that will guide us during the visit.





Let's cook!

LABELS

Communication
Fun
Group activities
Activities of daily living

DIFFICULTY

Low

MATERIALS

BJ ToyBox
Kitchenettes' switch adapted toys (microwave, coffee maker, etc.)
BJ Participation Box
Smooth Talker communicator

DESCRIPTION

Find different kitchen related toys that can be activated with a BJ Participation Box (oven, cupcake maker, cotton candy maker...). Prepare a template with different options for the BJ ToyBox. Allow user, all the time, to choose which one he/she would like to use.





Do you have more ideas?

SHARE THEM WITH US!

info@bjliveat.com

 **BJ**
Live!
smart solutions
that suit you